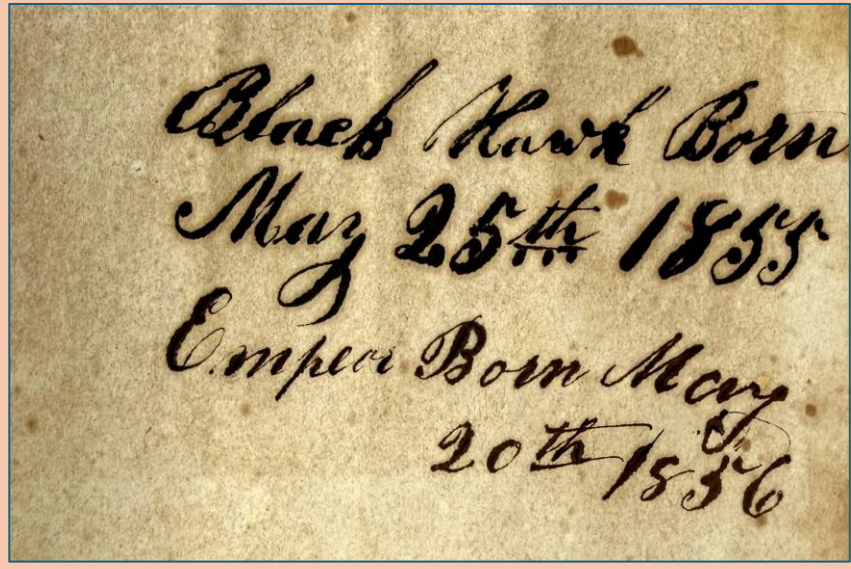



Catalogue for the American Association for the History of Medicine

May 2026



PLANTS AND VEGETABLES FOR HEALING

4. DAY, L. Meeker

The improved American family physician; or, sick man's guide to health: containing a complete theory of the botanic practice of medicine, on the Thomsonian and Hygeian System, with alterations and improvements. To which is appended, a concise formula for compounding medicines for the cure of every complaint incident to human nature. Also, a complete digest of midwifery. (bound with) The botanic family physician ... New York: n.p., 1833. 8vo. 120; 24 pp. Two title pages. Contemporary half leather and marbled boards, title label pasted onto front board. Two signatures: "Black Hawk Born May 25th 1855" and "Empeor Born May 20th 1856."

Later edition (first printed in 1822) of a comprehensive materia medica published with the foundational belief that "every man be his own physician." Day emphasizes the value of using vegetables and plants medicinally to heal sickness. Of particular interest is the section "on giving poison as medicine." He is particularly critical of physicians that have no system to create certainty and inspire confidence.

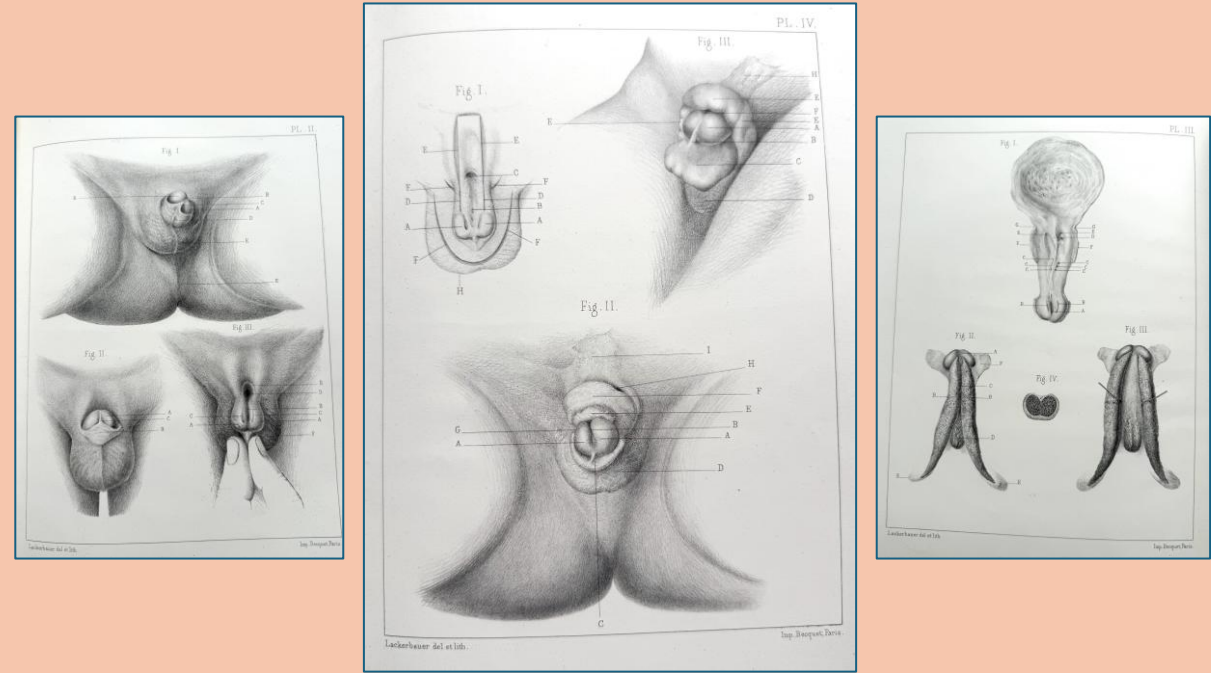
In addition to common conditions and their solutions, the author dedicates an entire section to midwifery, noting that the best education he ever received on the topic was a result of a 20-minute conversation with a local midwife. The second part of the book sets forth cures for specific ailments (though it follows a page entitled "the secret of curing all diseases"). \$ 250.00

PROBLEMS OF PEEING FROM ABNORMAL BODY PARTS

5. DOLBEAU, Henri Ferdinand

De L'Épispadias, ou fissure uréthrale supérieure. Paris: Adrien Delahaye, 1861. Folio. iv, 55, [4] pp. With 4 full-page lithographed plates. Contemporary red sheep-backed marbled boards. Bookplate of Dr. Antoine Danyau (1803-1871), French obstetric surgeon, presentation inscription on the half-title to Danyau.

Only edition of this manual for treating epispadias, a rare birth defect in which the urethra does not develop into a tube, causing urine to exit the body from an abnormal location. It can occur in both males and females. The text includes a comprehensive physiology and description of the condition, eight case studies, and the author's suggestions for surgical intervention. The plates show different manifestations of the defect and include explanatory text. \$ 1100.00



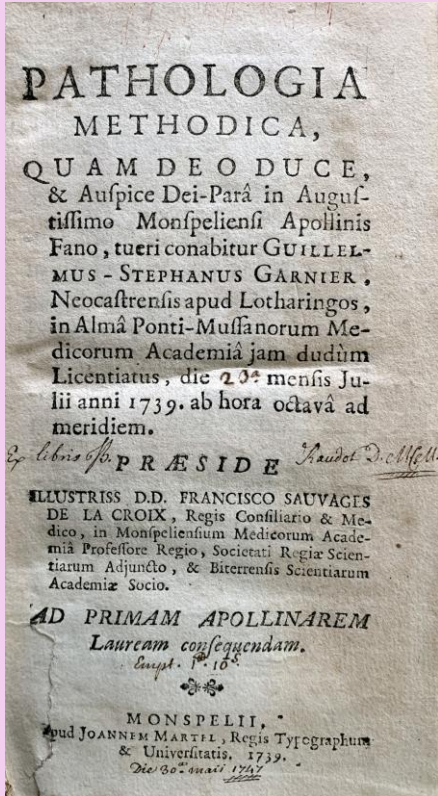

INNATE NATURE OF FREE WILL AND MORALITY

6. GALL, F.J. & SPURZHEIM, G.

Des dispositions innées de l'ame et de l'esprit. Paris: L. Haussmann for F. Schoell, 1811. 8vo. vi, 397 pp. Contemporary tree calf.

First edition of this theoretical commentary on the predisposition of the soul. Divided into three parts, the text questions the existence of free will and supposes that morality or lack thereof is innate, and suggests alterations to legal procedures and education systems based on these ideas. Gall, a flamboyant and outspoken hedonist, had recently come under fire with the Catholic Church for being a non-believer, and he wrote this diatribe in response to the indictment.

\$ 1250.00



RARE WORK ON HUMAN PATHOLOGY AND CLASSIFICATION OF DISEASE

7. GARNIER, Guillaume-Etienne; SAUVAGES, François de la Croix de, respondent

Pathologia methodica. Montpellier: Jean Martel, 1739. 12mo. [viii], 171 pp. Contemporary mottled calf, edges sprinkled red; title page with a blank space for the date, completed in manuscript.

First edition of this dissertation on human pathology. The author first describes the nature of diseases: simple, compounded, and ailments that produce fluid. The second section addresses the causes and symptoms of illnesses. The last part classifies diseases into eight types.

OCLC locates only 2 copies in America (NLM, Univ. of Vermont).

\$ 750.00

ARTISTIC ANATOMY

8. GARRISON, Fielding H.

The principles of anatomic illustrations before Vesalius. An inquiry into the rationale of artistic anatomy. New York: Paul Hoeber, 1926. 8vo. 58 pp. With 22 plates. Original cloth-backed boards, uncut, and preserved in the original slipcase.

This special edition of 110 copies, of which 100 are for sale, has been printed on Kelmscott hand-made paper, with the illustrations on Japanese vellum. Our copy is No. 76, signed by Fielding H. Garrison. According to the preface, the author's "immediate object is to demonstrate a thesis or theorem of [Dr. Robert] Fletcher's, to the effect that the real content of artistic anatomy is not descriptive anatomy but ethnic morphology, physiology and pathology."

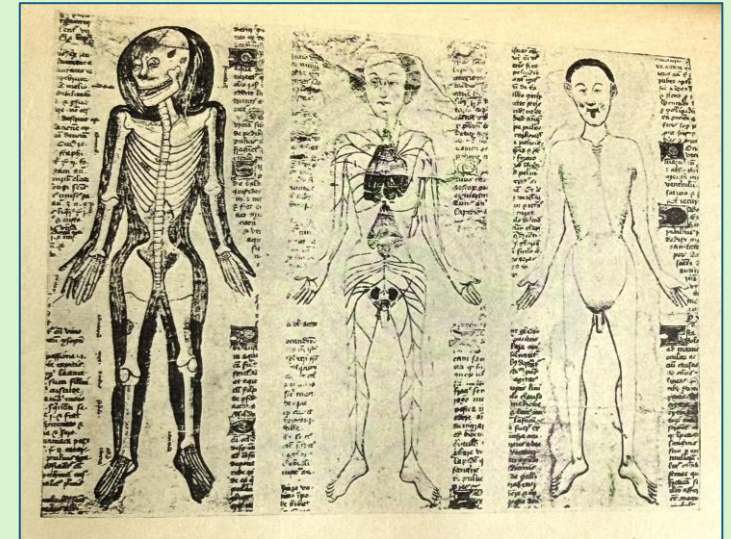
\$ 300.00





THIS SPECIAL EDITION OF ONE HUNDRED AND TEN COPIES, OF WHICH ONE HUNDRED ARE FOR SALE, HAS BEEN PRINTED FROM TYPE ON KELMSCOTT HAND-MADE PAPER, WITH THE ILLUSTRATIONS ON JAPANESE VELLUM

THIS COPY IS NO. 76

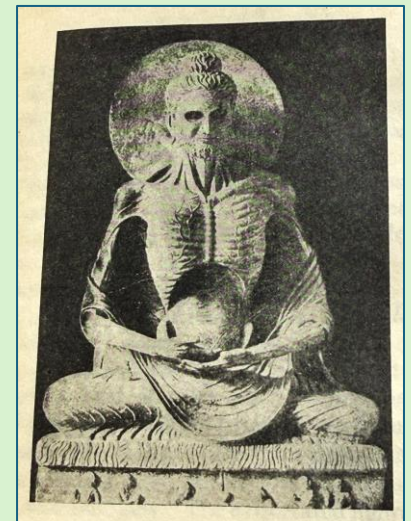
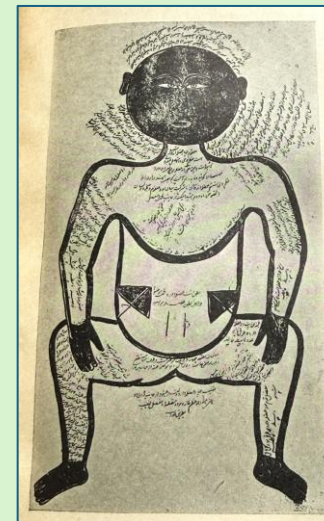
Fielding H. Garrison

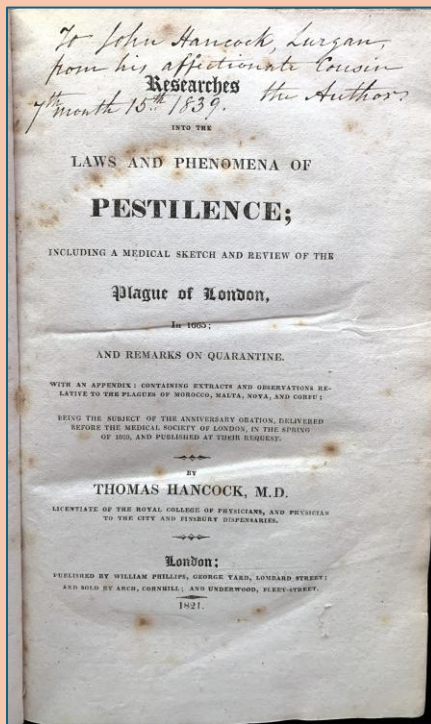



THE PRINCIPLES OF ANATOMIC ILLUSTRATION BEFORE VESALIUS

 HE principles of an art or science, of an ethical, financial, political or military system, are the basic ideas which inform and activate the minds of its practitioners in a given place and time. Thus, the principles of bedside practice of medicine or of evacuation of wounded soldiers from the battlefield were obviously different in different periods and countries, frequently to the detriment of the sick and wounded themselves. The principles of surgery before the days of anesthesia and antiseptics, in other words,

17





A PARTICULARLY APPROPRIATE BOOK FOR MODERN GOVERNMENTS CONCERNED ABOUT PUBLIC HEALTH

9. HANCOCK, Thomas

Researches into the laws and phenomena of pestilence; including a medical sketch and review of the plague of London, in 1665; and remarks on quarantine. London: William Phillips, 1821. 8vo. [iv], xv, [i], 379 pp. Parchment-backed original boards, spine label. An excellent uncut copy with a presentation from the author to George Cooke dated 1821 and another presentation in the author's hand dated 1835.

First edition of an important work on epidemic disease, derived from Hancock's address at the Medical Society of London. In 1819, Parliament began an inquiry into how best to contain epidemic diseases, looking at past pandemics. Hancock's text, which includes a history of government efforts, both medically and legally, to prevent the spread of disease, is a study of these past pandemics such as the plague of 1665 as a method and guide for determining how to prevent and treat future epidemic diseases. It is a forward-looking and practical guide for medical and government officials.

\$ 450.00

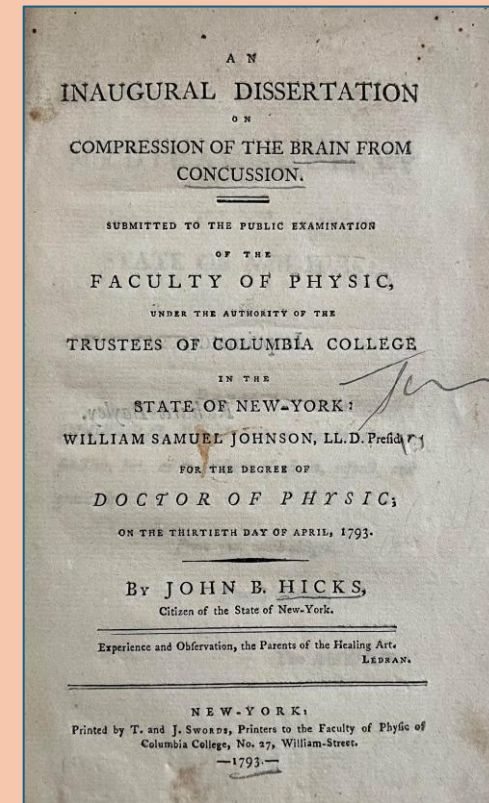
ALTERNATIVE MEANS TO TREAT CONCUSSIONS

10. HICKS, John B.

An inaugural dissertation on compression of the brain from concussion. New York: T. and J. Swords, 1793. 8vo. 47 pp. Later cloth-backed boards; some foxing, otherwise a fine uncut copy with authorial manuscript corrections throughout. Presentation inscription from the author.

First edition of this ambitious doctoral thesis on phlebotomy to treat concussion. Going against medical canon, the author asserts that concussions and brain compression are essentially the same thing and should be treated as such. Drawing on contemporary ideas about the relationship between the body and spirit, Hicks goes on to suggest that certain characteristics, such as sedentariness, corpulence, addiction, and even exposure to electricity, predispose individuals to brain compression and that symptoms that present like a concussion may actually be an excess of "nervous energy." Thus, he recommends trying a good sleep and detox before drilling a hole in the cranium.

\$ 1500.00



MENTAL HEALTH AND TREATMENT IN CANADA

11. HOWARD, Henry


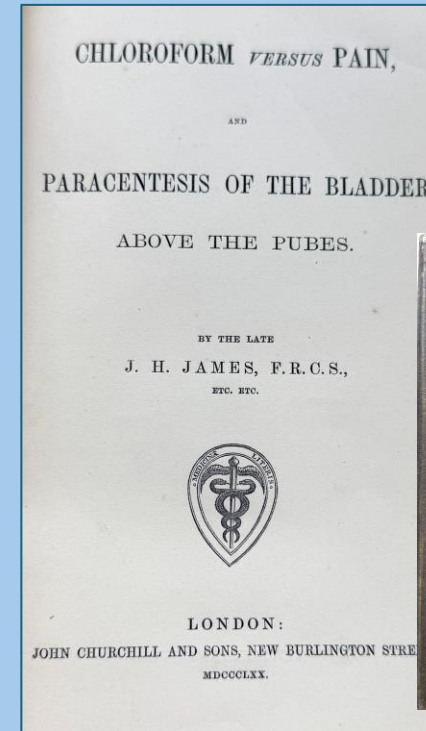
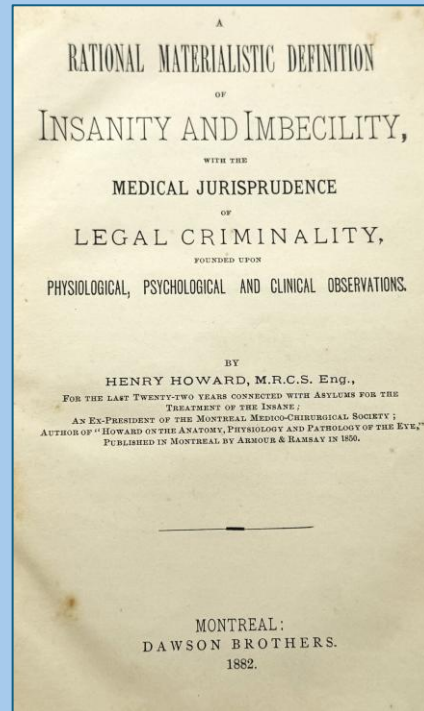
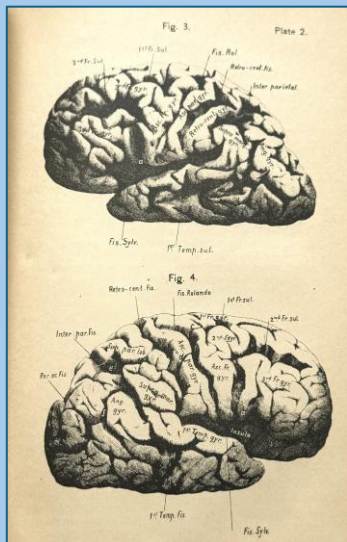
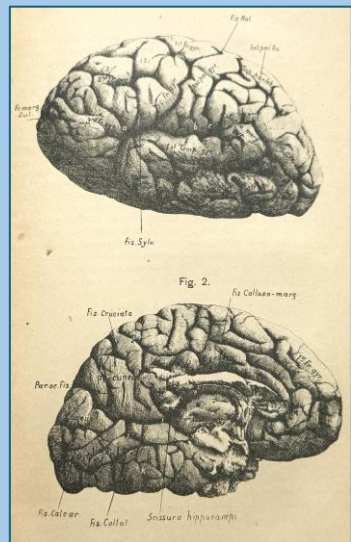
A rational materialistic definition of insanity and imbecility, with the medical jurisprudence of legal criminality, founded upon physiological, psychological and clinical observations. Montreal: Dawson Brothers, 1882. 8vo. 145 pp. With 2 plates. Publisher's cloth, author and title in gilt on front board. Presentation copy from the author dated July 26, 1882.

First edition. Toward the end of the nineteenth century, explanations of mental illness were shifting from a moral, spiritual, and metaphysical frameworks toward physiological and scientific ones. Howard here helps to move this shift in paradigm forward by first defining insanity and then focusing on responsibility in criminal actions. His position, clearly understood now but controversial at the time, was that if insanity is a physical disease, then the responsibility, culpability and treatment of the insane must be reconsidered.

\$ 1500.00

Terminology
à l'usage
ou l'usage

To
Richard Macdowell Esq
With kind regards of
Henry Howard
July 26/82



ANAESTHESIA OR PAIN -- YOUR CHOICE!

12. JAMES, J. H.

Chloroform versus pain, and paracentesis of the bladder above the pubes. London: John Churchill and Sons, 1870. Two works in one. 8vo. [ii], 61 pp. Half-title and title to both items. Original publisher's blind-stamped cloth, author and title in gilt on front cover.

First edition, both works apparently printed together. James' intention was to address the issue of pain with the use of chloroform, as opposed to prior works judging the efficacy of the anaesthetic in surgery or maternity. He states that "pain is the inevitable contingency by which all our pleasurable sensations are accompanied." Chloroform, as well as other related substances, should be used in the various circumstances which are elucidated (as well as others in which the use should be denied). Of interest is the author's reference to these substances as "narcotics." The essay ends with remarks on emergencies that specifically threaten life and what should be done under those circumstances. The second essay is essentially a record of various surgical operations.

\$ 350.00

A DOCTOR'S GUIDE TO MEDICATION

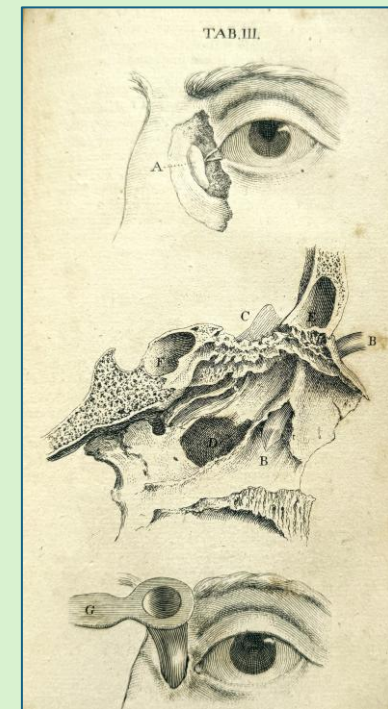

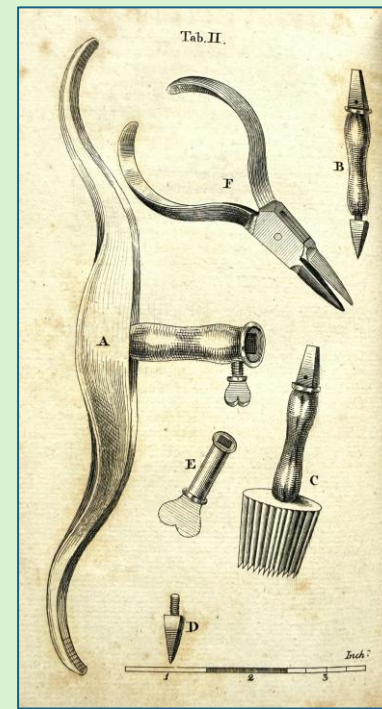
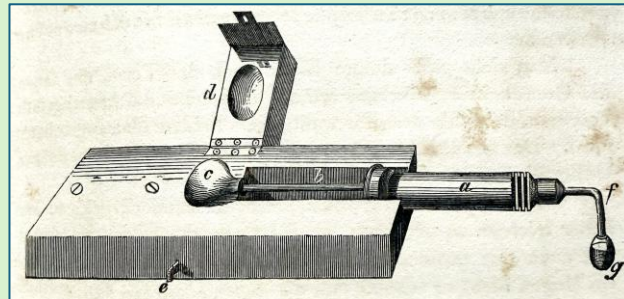
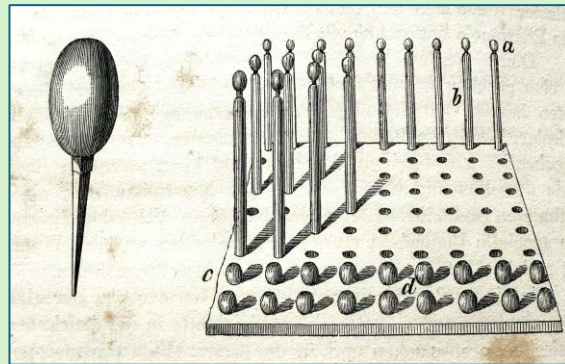
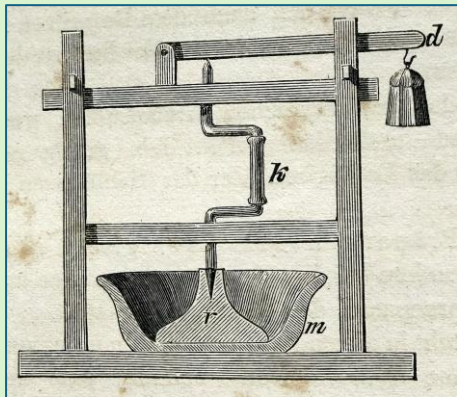
13. KURZAK, Dr. Fr.

Lehrbuch der receptirkunde. Für ärzte und apotheker. Wien: Wilhelm Braumüller, 1855. 8vo. iv, 274 pp. With 24 text illustrations. Contemporary morocco-backed boards.

First edition of this guide to medications for doctors and pharmacists. The author treats the naming of medicines, abbreviations for medicinal names, weights, proper means of preparation and prescription, and special modifications depending upon various conditions. One part focuses on medicines to be used in military facilities. Of particular interest is the economic aspects of medicinal preparation, especially when dealing with public funding.

OCLC locates 1 copy in America (NLM).

\$ 250.00



AN EXPERT'S GUIDE TO SURGERY

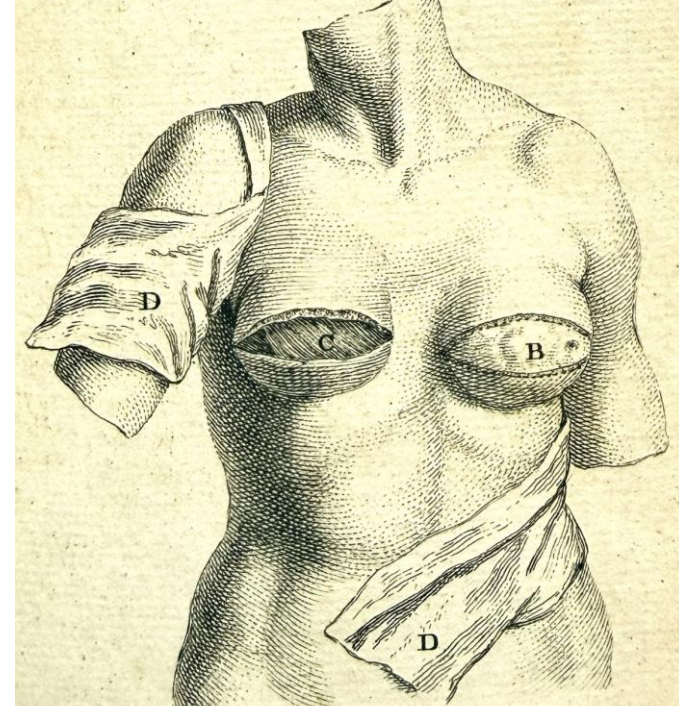
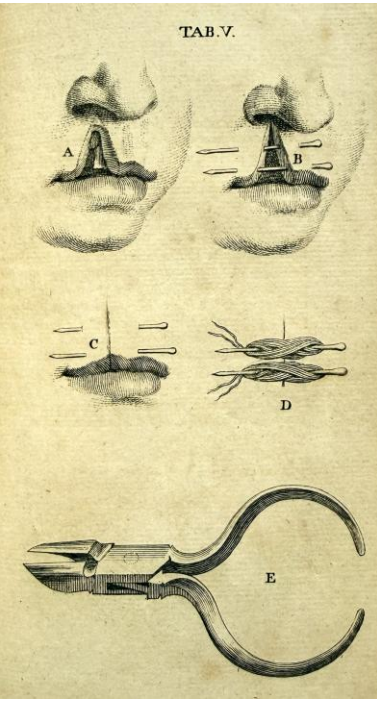
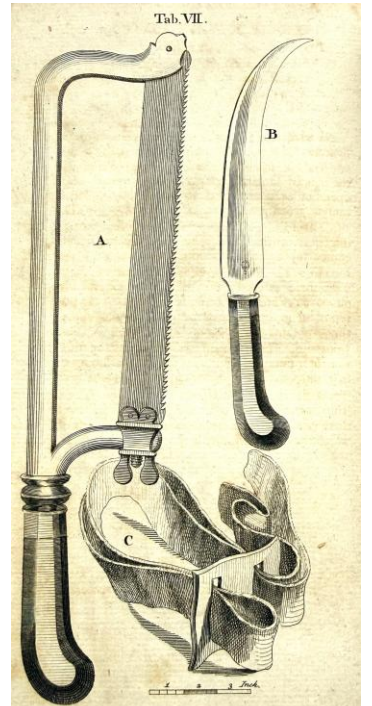
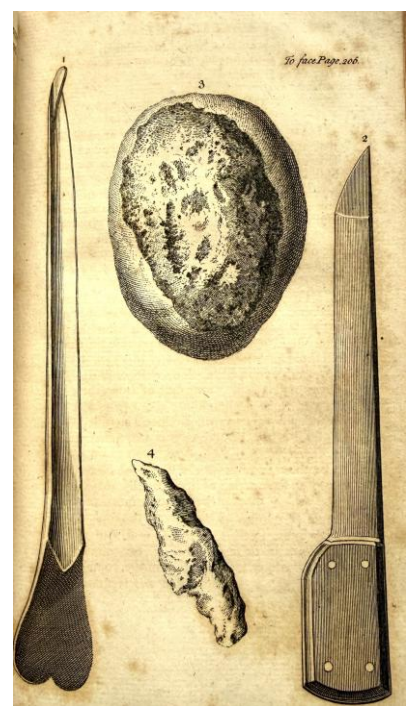
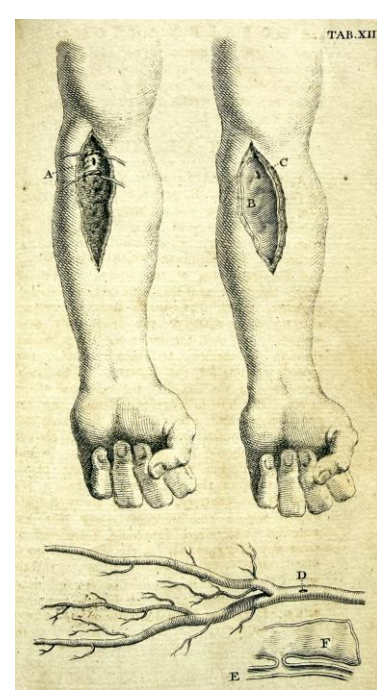
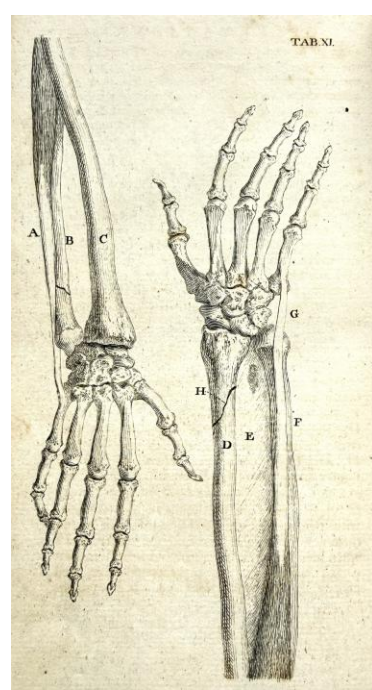
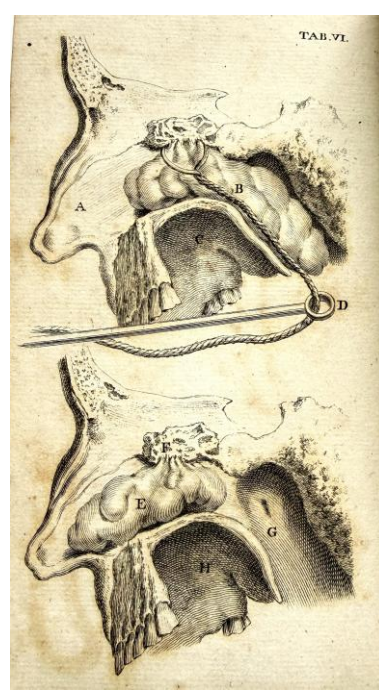
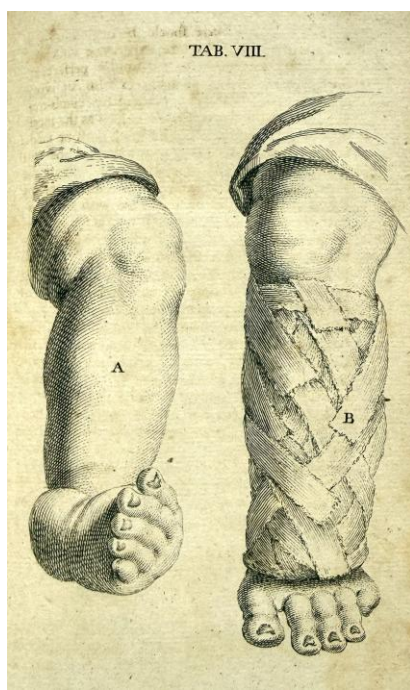
14. LE DRAN, Henri François

The operations in surgery of Mons. Le Dran ... with remarks, plates of the operations, and a sett of instruments, by Mr. Cheselden. London: C. Hitch and L. Hawes, 1757. 8vo. [viii], 472 pp. With 22 engraved plates, including the unnumbered plate facing page 206. Contemporary calf, rebacked with black morocco spine label, gilt spine and covers.

Third edition, first published in Paris, 1742. This work is broad in scope and reflects the author's wide range of clinical experience in Parisian hospitals. Although he devoted a significant portion of the book to bladder stone (his specialty), he covers urology, amputations, plastic surgery, surgery of the head, various orthopedic procedures, gangrene, sutures and inflammation. The book also contains Cheselden's only work on surgery and concludes with an essay towards a new pharmacopoeia chirurgica.

Le Dran (1685-1770), one of the foremost French surgeons, was chief surgeon of the French army in the 1730's, was innovative in his approach to cancer, and, like Cheselden, was a skilled lithotomist who made improvements to the operation.

\$ 450.00



EARLY WORK ON MALE REPRODUCTION

15. LEALI, Leale

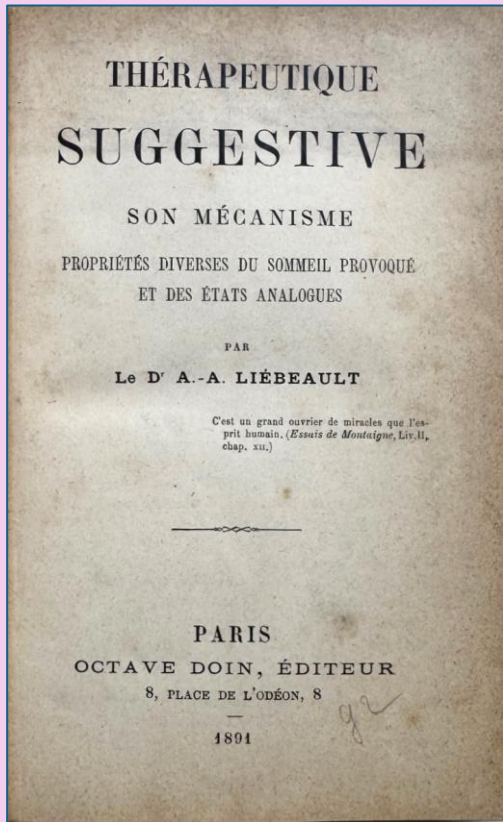
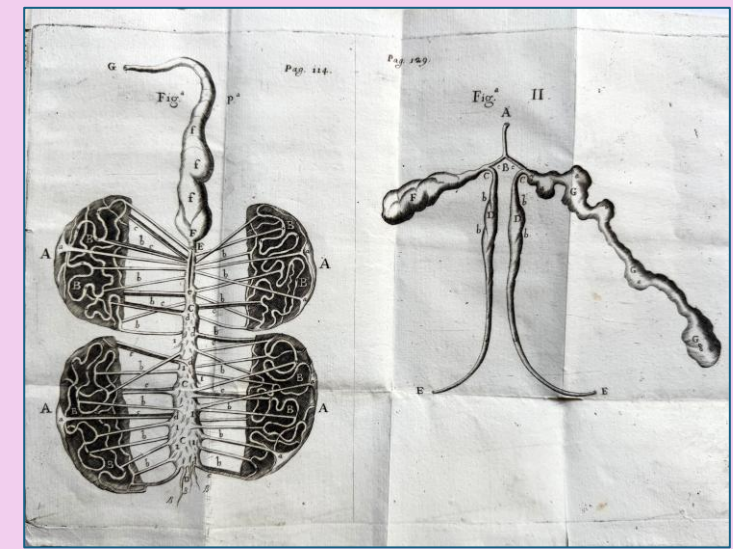
De partibus semen conficientibus in viro. Padua: Cadorninum, 1686. 12mo. [vi], 148, [2] pp. With 2 engraved plates on one sheet. Contemporary binder's boards, manuscript spine title. A fine copy.

First edition, rare, of the second book published about the male reproductive system (the first being de Graaf's *De virorum organis generationi* in 1668, which is quoted here on p. 20.) The text describes function and physiology of the testicles and sperm. The plates illustrate the testes and the vas deferens, with each part identified and explained in the preceding pages.

Leali (d. 1726) was an Italian professor who taught surgery, botany, and practical medicine. This is his only extant publication. The two plates appear as one uncut sheet in this copy; most others have them cut and bound separately.

OCLC records 4 copies in America (Johns Hopkins, Penn, NLM, Harvard.

\$ 5200.00



TREATMENT OF NERVOUS DISORDERS BY HYPNOTHERAPY

16. LIÉBEAULT, Ambroise-August

Thérapeutique suggestive son mécanisme propriétés diverses du sommeil provoqué et des états analogues. Paris: Octave Doin, 1891. 8vo. vii, [1], 308 pp. Contemporary calf-backed marbled boards.

First edition of Liébeault's second work on treating patients with "nervous" disorders by hypnotherapy, written primarily for physicians. His clinical experience tended to prove that patients under hypnotic suggestion benefitted by a physician's reassurances, which was thus the key to successful treatment of nervous illnesses. Though his work was initially ignored, it became the basis of the formation of a school of psychiatry in Nancy and ultimately had a major influence on Freud. This continuation treats "the legal aspects of hypnosis and clairvoyance in the synoptic state, and refutes his earlier theory of 'zoomagnetism,' which, based on experiments with infants, had posited the existence of a physical healing force working in concert with hypnotic suggestion."

Crabtree, 1297; Garrison-Morton, 4998; Norman, 1349.

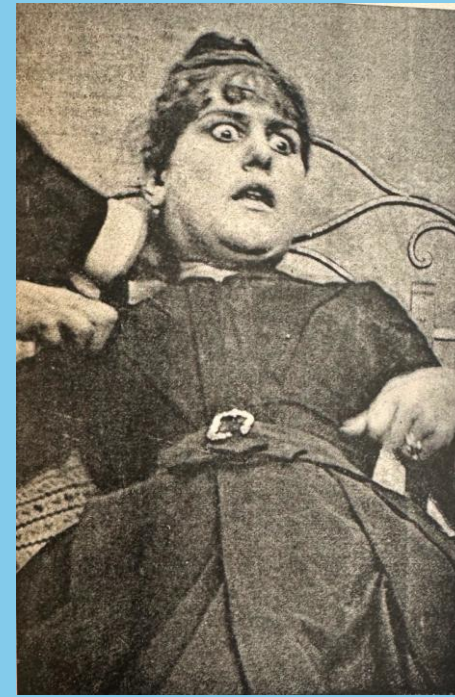
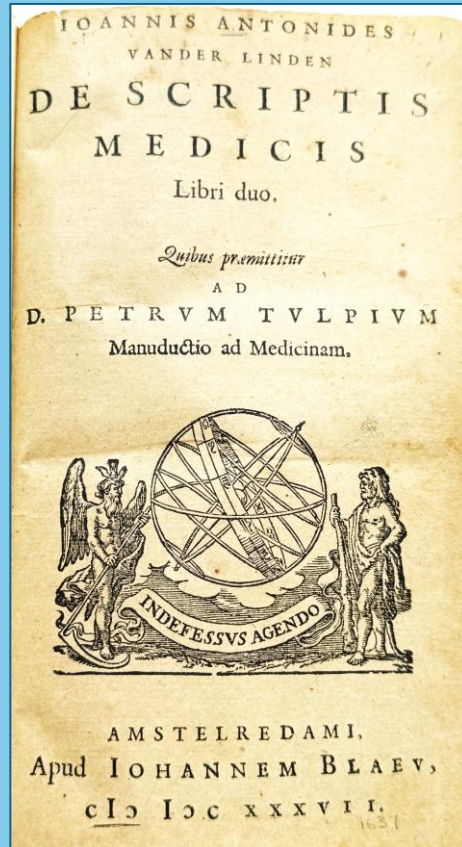
\$ 650.00

IMPORTANT EARLY MEDICAL BIBLIOGRAPHY

17. LINDEN, Johannes Antonides van der

De scriptis medicis libri duo. Amsterdam: J. Blaeu, 1637. 8vo. [lii], 559, [24] pp. Woodcut printer's device on title. Rebound in half-calf and marbled boards; text browned due to poor paper stock.

First edition of this important medical bibliography (G&M 6744). The first part is alphabetical; the second lists authors by subject. "Van der Linden's book was at the time of its appearance the most complete medical bibliography yet produced." \$ 700.00



EFFECT OF PSYCHADELICS ON HYPNOTIZED HYSTERIA PATIENTS WITH PHOTOGRAPHS

18. LUYS, Jules Bernard

Les émotions dans l'état d'hypnotisme et l'action à distance. Paris: J.-B. Baillière and Son, 1890. 8vo. 317, [2] pp. With 28 full-page photogravure plates. Recent boards with original front wrapper mounted, pen inscription on the front panel.

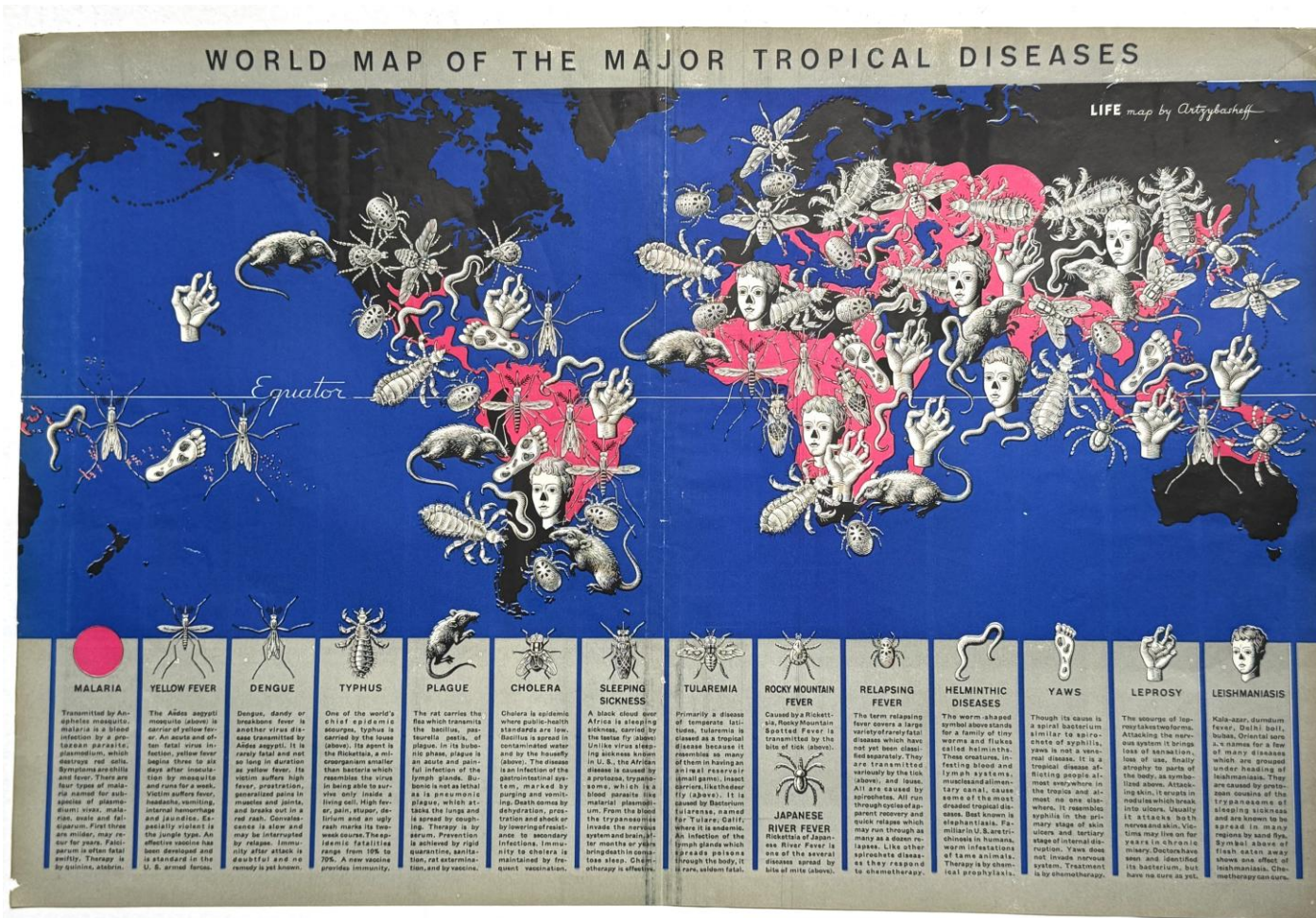
First edition of this illustrated study of the effects of mood-altering pharmaceuticals on hypnotized patients suffering from hysteria. When the patients exhibited extreme reactions, he captured photographs, reproduced here in photogravure. This volume constitutes a follow-up to Luy's *Les émotions chez les sujets en état d'hypnotisme* published three years earlier. He received significant backlash about the ethics of that study by other Parisian clinicians, and here defends his methodology and asserts the value of the experiments. \$ 1500.00

TROPICAL DISEASES VISUALIZED

19. [MAP]. ARTZYBASHEFF, Boris

World Map of the Major Tropical Diseases. [New York: Life Magazine], 1944. 22 1/2 x 14 in. Double-sheet. Blue background. Fold-mark up the center, otherwise a fine copy.

A very striking and pictorial map created by Boris Artzybasheff (1899-1965), was one of the great mid-20th-century magazine illustrators, for Life Magazine. It is a dramatic pictorial visualization of disease geography during the Second World War. Tropical and subtropical regions are covered with oversized symbolic illustrations including mosquitoes for malaria and yellow fever, rats and fleas for plague, worms and deformities for parasitic disease, swollen or distorted human figures for leprosy and yaws, and ticks and flies for typhus and sleeping sickness. The map was published in Life on May 1, 1944, when Allied troops were operating in tropical regions around the world. The map was intended to educate the American public about dangers facing soldiers abroad. This map is one of Artzybasheff's most memorable non-cover works. \$ 500.00


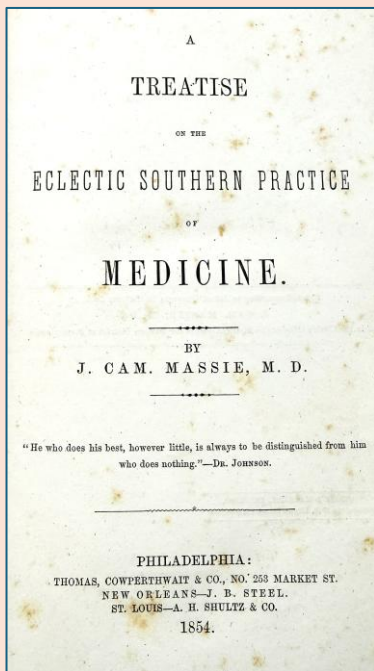


20. MASSIE, J[osiah] Cam.

A treatise on the eclectic southern practice of medicine. Philadelphia: Thomas, Cowperthwait & Co., 1854. 8vo. 720 pp., including index. Contemporary calf, spine label.

First edition of the author's observations and reflections on his practice of medicine, mostly on the Texas frontier. Luckily for the reader, he dispenses with the "history" of medicine in the preface, so his text is focused on present-day activities. Despite each chapter appearing to be a standard discussion on various anatomical and physiological ailments (such as fevers, inflammation, the brain, the spleen, diseases of the stomach, venereal disease, etc.), his approach is most definitely bent toward his experiences treating patients outside of an urban environment, with a particular "Southern touch." For example, an extremely important factor in maintaining health would be bathing, and Massie takes great pains to explain the difference between hot and cold water and their effects, when and where to utilize each, and the danger of failing to bathe.


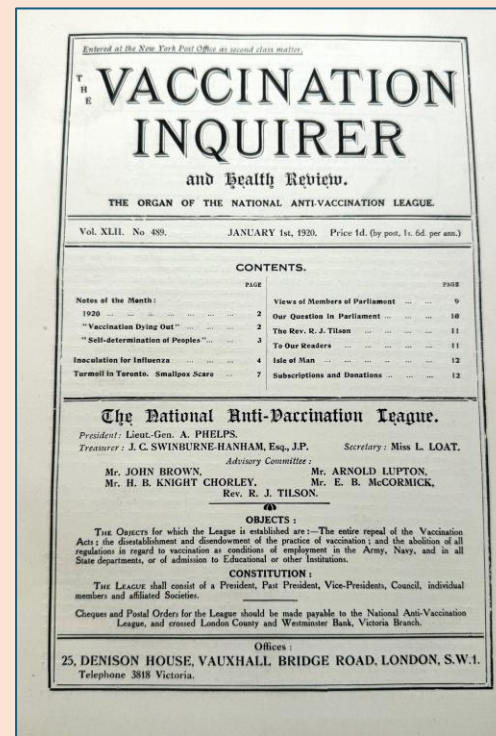
Massie (1816–1879), born in Winchester, Virginia, migrated to Texas before 1850, where he bought a plantation east of Houston. This work was intended to introduce physicians to medicine on the frontier. \$ 650.00



21. MEDICAL JOURNAL

The vaccination inquirer and health review. Volume the forty-second, January, 1920 to December, 1920. London: Simpkin, Marshall, Hamilton, Kent & Co., 1921. 4to. [ii], v, [i], 148 pp. Publisher's decorated cloth, ownership signature dated Nov. 9, 1921 of Jessica Henderson of Nayland Mass.

The Vaccination inquirer was the journal published by the Anti-Vaccination League whose intent was to repeal the Vaccination Acts, the disestablishment and disendowment of the practice of vaccination and the abolition of all regulations in regard to vaccination as conditions of employment in the Army, Navy, and in all state departments, or of admission to educational or other institutions. In addition to the many virulent (!) articles and statistics about death from vaccination, there are some nice and interesting advertisements for other periodicals (such as the one for *Biblical Hygiene and public health review* and the *Vegetarian*). The National Anti-Vaccination League was a British anti-vaccination organization formed in 1896. \$ 200.00



PRIVATE P. SHAW.

SOLDIER'S DEATH AFTER
VACCINATION.

ONE MAN'S QUEST TO REFORM THE SYSTEM OF ASYLUM ABUSE

22. MITFORD, John

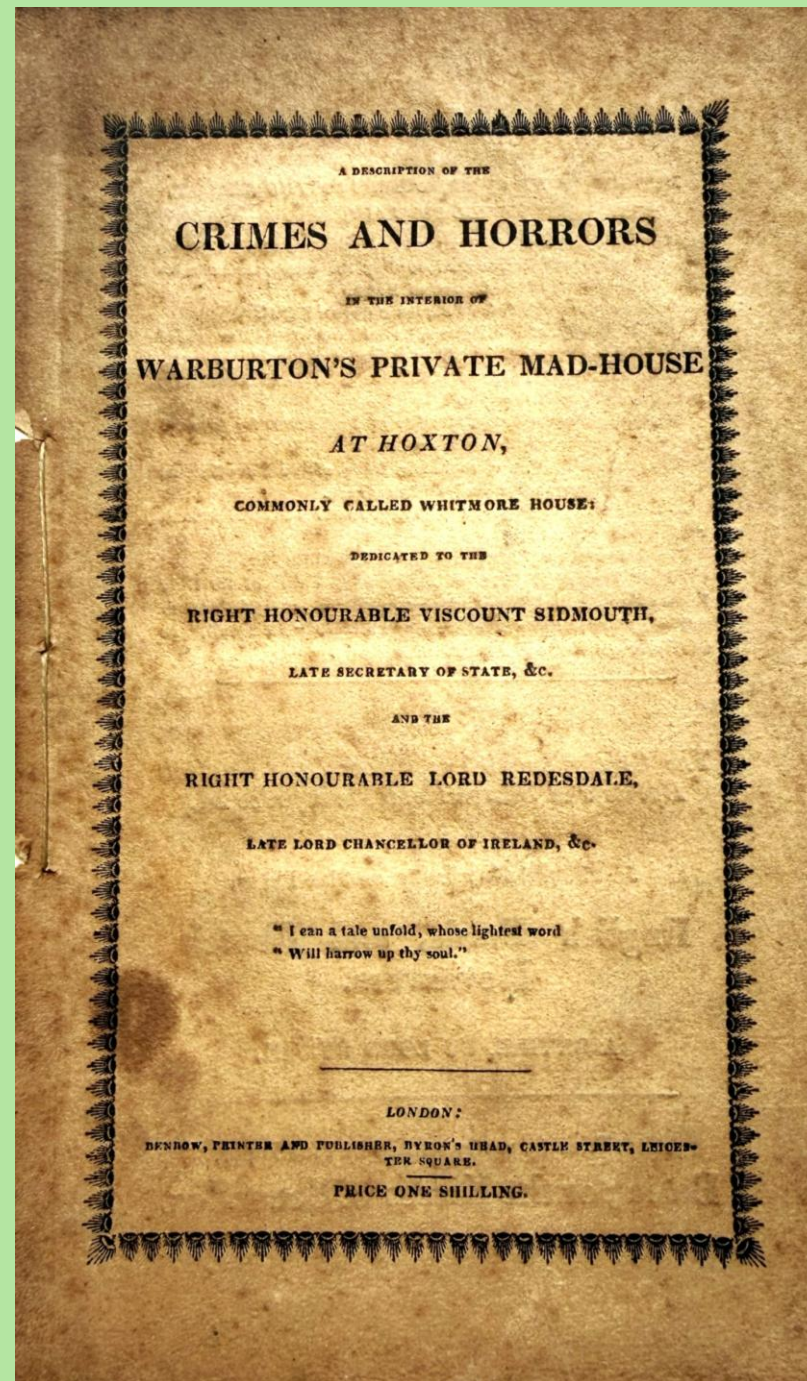
A description of the crimes and horrors in the interior of Warburton's Private Mad-House at Hoxton, commonly called Whitmore House: dedicated to the Right Honourable Viscount Sidmouth, late Secretary of State, &c., and the Right Honourable Lord Redesdale, late Lord chancellor of Ireland, &c. London: Benbow, [1820's]. 8vo. iv, 32 pp. Original printed wrappers, publisher's advertisements on interior of both wrappers.

First printing. The pamphlet was published by John Mitford, who had himself been confined in a private madhouse between 1812-1813. It was intended as an exposé of abuses in private lunatic asylums, focusing on one in particular run by Thomas Warburton in Hoxton, London. Mitford's work presents graphic allegations of cruelty, neglect, and corruption inside the institution. We are exposed to the inhumane treatment of inmates, including physical abuse such as beatings, harsh restraints, extreme forms of forced feeding, and neglect, often resulting in injury or death. Additionally, patients were reportedly stripped, confined in filthy conditions, and subjected to degrading punishments. The staff is accused of substantial acts of cruelty, including violence toward female patients and other disturbing behavior that went beyond therapeutic care.

Mitford frames these horrors as symptomatic of broader problems in private madhouses. Because of the lack of oversight and the potential for profiteering from patient confinement, violations of human dignity occur daily. The stories are vivid, shocking and sensational, intended to direct both politicians and the public into a discussion and ultimately reform of the entire system. The booklet became part of wider debates in Britain about the regulation of private madhouses, contributing to public scrutiny of asylum practices. It was referenced in parliamentary discussions and in other contemporary critiques of asylum abuses. Eventually these debates led to changes in Britain's lunacy laws.

OCLC locates 2 copies in America (Stanford, Yale).

\$ 750.00



HYDROTHERAPY AND A RESULTING VIOLENT PUBLIC DISPUTE


23. MONIGLIA, Giovanni Andrea

De aquae usu medico in febribus. Ad serenissimum eturiae principem. Florence: Vincentium Vangelisti, 1684. 12mo. 384 pp. Woodcut initials, head- and tailpieces. Contemporary sprinkled calf, spine with elaborate gilt decoration and spine label, sprinkled edges. An excellent copy with the contemporary note opposite the title: “Auctor in obsequium.”

First edition of the author’s work on hydrotherapy and its particular use as a remedy for fevers. The author discusses all aspects of the treatment of fevers with water therapy, including various types of fevers, environmental concerns, hot and cold therapy. Numerous references to the classics are sprinkled throughout the text. He examines how cold and temperate water could reduce excessive bodily heat and calm the “violent motions” associated with acute fevers.

This work brought about a very public dispute between Moniglia and Bernardino Ramazzani, who criticized Moniglia’s position, stating that excessive cooling and indiscriminate administration of cold water during fevers could weaken patients, suppress natural bodily processes, and potentially worsen disease.

\$ 1250.00



THE GIRL WHO VOMITED LIVE AQUATIC CREATURES

24. MONTRESSE, P.

Nouvelle histoire et extraordinaire d'une fille qui vit encore, du Diocese d'Agen; laquelle a vomi plusieurs horribles animaux acatiques, en vie, & de differente espece: expliquée par des raisonnemens nouveaux & physiques. Toulouse: P. Rey, 1695. 12mo. [xviii], 286, [1] pp. Folding plate, detached but present. Contemporary calf.

First edition, rare, of this curious account of Marie Mercié. Born in the parish of Saint-Avit-de-Lède, jurisdiction of La Capelle-Biron around 1670, the young servant girl became known for an extraordinary medical condition in which she apparently vomited live aquatic creatures—including salamanders and other small animals—over a period of months. The surgeon who treated her reportedly collected and preserved some of these creatures; the plate features four figures depicting said creatures.

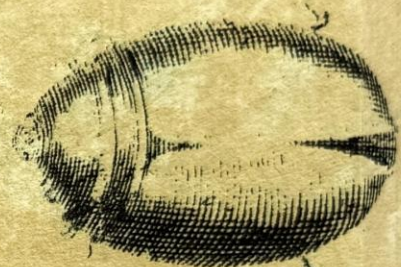
Montresse, a physician trained at Toulouse, recounts in detail Mercié's successive episodes of vomiting and the accompanying symptoms: sudden, intense fear, dizziness, stomach pains, weakness, a feeling of heaviness throughout her body, nausea, frequent fainting spells, and swoons. He examines and refutes the different opinions that this extraordinary story had aroused, including witchcraft or accidentally swallowing or ingesting the creatures. Montresse presents his own theory and recommendations. Of particular interest is Montresse's admission that knowledge of all causes of the effects occurring in nature is, overall, difficult even for physicians. He acknowledges the lack of knowledge, and therefore the errors, of some fellow physicians who nevertheless “dare to rashly attempt every operation and prescribe every remedy, which is why they so often plunge, like the Icarus of the fable, for lack of wanting to learn, into the precipice of countless errors.”

\$ 1650.00

figures d'animaux vomis enuite par une fille âgée de 20 ans ^{l'an 1690}



a fig. 1. Salamandre deau.



c fig. 3. scarbot deau



B fig. 2. Cabot deau



D fig. 4. Crapaud



HEAT AND COLD FROM THE ATOMISTIC POINT OF VIEW

25. PAPA, Guiseppe del

Della natura del caldo e del freddo, lettera all'illustriss. sig. Francesco Redi gentiluomo Aretino scritta nel 1674. [bound with] Lettera nella quale si discorre: se il fuoco, e la luce sieno una cosa medesima scritta nel 1675. Firenze: Per Piero Matini all'Insegna del Lion d'Oro, 1690. Two works in one. 4to. [ii], 152; [ii], 30 pp., including extensive index after the first work. Two title pages, woodcut printer's devices, initials, head- and tailpieces. Contemporary full vellum. A fine copy.

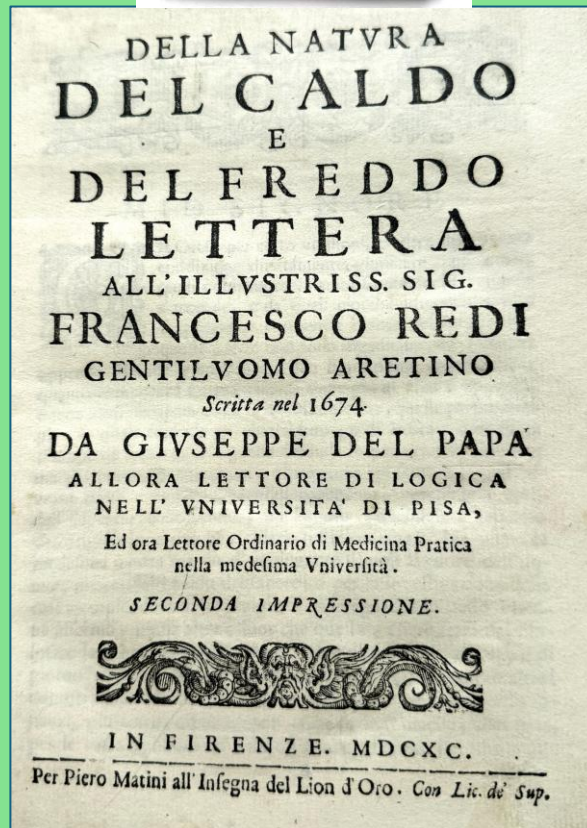
Second editions of two scientific treatises first printed in 1674. Giuseppe del Papa was a natural philosopher who belonged to the Atomist school of thought: derived from the perspective of ancient Greek philosophers such as Democritus, the physical world is made up of small units of indivisible matter called atoms which move through a vacuum or void allowing for their interaction and combination. Atoms are identical, differing only in shape, size and motion.

Della natura del caldo e del freddo treats the nature of heat and coldness. Del Papa discusses combustion, fever, fermentation, friction, digestion, and environmental temperature as manifestations of the underlying principles of atomism. Particularly important is his attempt to connect physiological heat - the heat of living bodies - with universal physical laws. He here argues that "coldness (for example) was not a quality in itself, but merely a lack of movement in the atoms which composed all bodies." He approached heat and cold not merely as sensations, but as fundamental physical principles governing life, disease, chemistry, and matter itself.

Del Pappa uses medical cases, anatomical observations, and discussions of bodily processes alongside philosophical arguments as was somewhat common in Italian medical treatises of the time. Fever receives attention because it represented one of the clearest examples of altered bodily heat and therefore sat at the center of both practical medicine and theoretical physiology. All of these topics are further examined in *Lettera*.

Del Papa (1648-1735) was an Italian physician with connections to the Medici family. Both treatises are addressed to Francesco Redi (1626-1697), the personal physician to the Grand Duke of Tuscany—a role that Giuseppe del Papa would take on after Redi's death.

\$ 1200.00






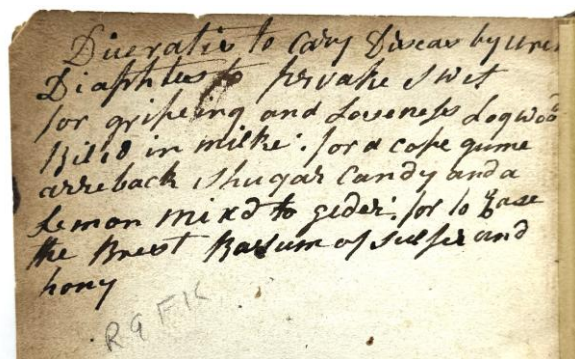
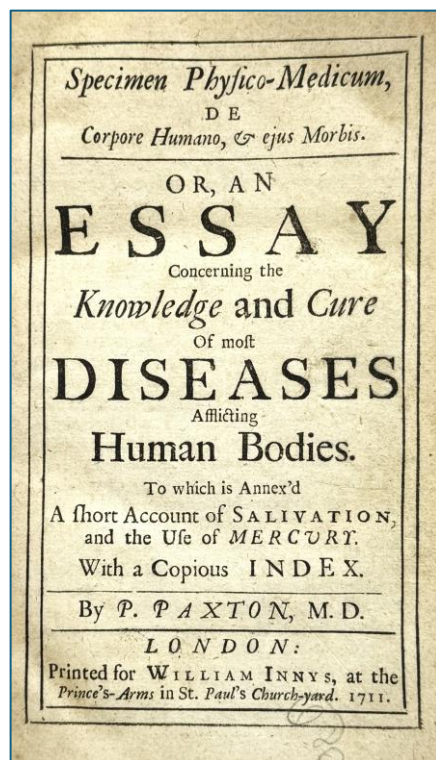
FINALLY THE TRUTH ABOUT HOW THE BODY WORKS

26. PAXTON, Peter

Specimen physico-medicum, de corpore humano, & ejus morbis. Or, an essay concerning the knowledge and cure of most diseases afflicting human bodies. To which is annex'd a short account of salivation, and the use of mercury. With a copious index. London: William Innys, 1711. 8vo. [iv], iv, 364, [10] pp., including index., plus 10 pages of publisher's advertisements. Contemporary calf, Oxford-style binding.

First edition of this early treatise surveying the human body and offer practical guidance for diagnosing and curing common diseases. The work is organized as an essay-style compendium; anatomical and physiological observations are set beside therapeutic recommendations. Although never a foundational text like Sydenham or Boerhaave, Paxton's *Specimen physico-medicum* was read and cited by later writers interested in bodily systems and the circulation of sensorial or "nervous" fluids — it appears in discussions of early ideas about neural circulation and the physiology of the nerves.

\$ 650.00



PHYSIOGNOMY OF ALL THESE FAMOUS PEOPLE

27. PLANE, J. M.

Physiologie morale ou l'art de connaitre les hommes sur leur physionomie. Paris: Alexandre Johanneau, 1819. Two volumes in one. 8vo. 357, [7]; [ii], 386, [8] pp. Each book with additional illustrated title, 13 full-page engraved plates containing numerous figures. Contemporary cloth-backed marbled boards.

Third edition of this rare work on physiognomy following in the footsteps of Lavater (although no records of the first edition of 1797 or any second edition can be located). The author dissects the personalities of many well-known characters such as Mirabeau, Robespierre, Danton, Marat and Napoleon, many of which are captured in the wonderful illustrations. Of particular interest is the introduction in this edition of an appendix in which appears a series of questions to and answers by Lavater himself.

Rare; OCLC locates only 1 copy in America (Northwestern).

\$ 450.00

Planche. D.





Planche. G.





Planche. C.



Planche. A.





THE ROLE OF MAGIC IN ISLAMIC MEDICINE

28. POTTIER, René

Initiation à la médecine et à la magie en Islam. Paris: F. Sorlot 1939. 8vo. 122, [3] pp. Wood engravings throughout. Original red and black printed wrappers. Partially unopened.

Only edition of this investigation of the role of magic in Islamic medicine. The author describes the influence of esoteric belief systems in the teachings of Muhammad and the Koran and identifies points of hermetic magic in Islamic private and public life. The text traces Islamic magical philosophy to the era before the religion existed and roots it in the time of Avicenna.

\$ 150.00

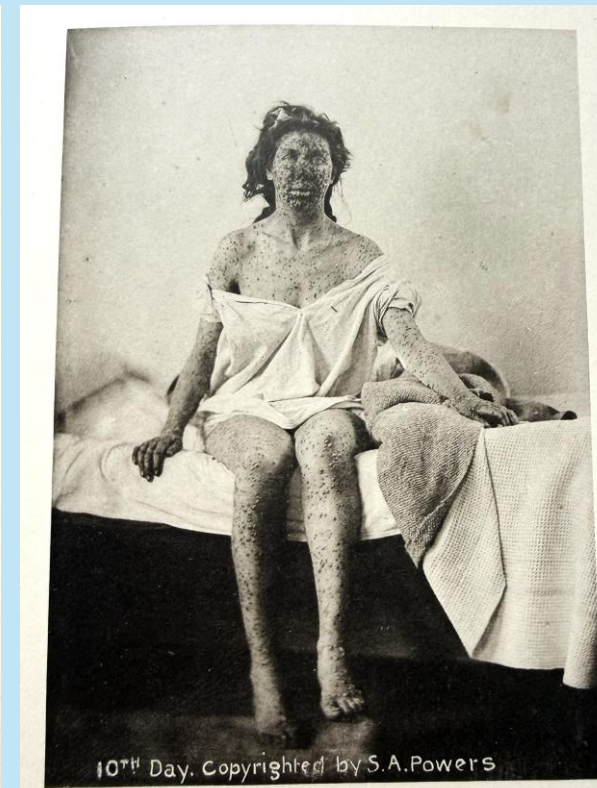
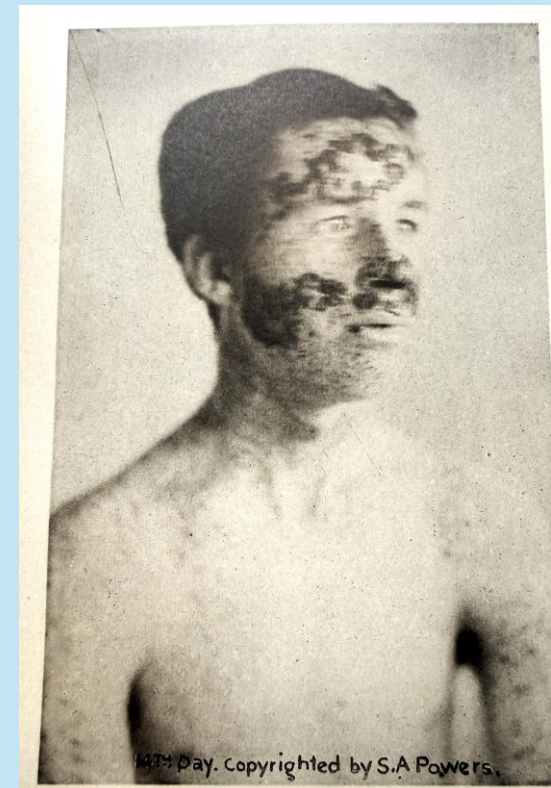
29. POWERS, Samuel A.

Variola. a series of twenty-one heliotype plates illustrating the progressive stages of the eruption. Boston: Samuel A. Powers, 1882. 4to. 4 pp. With 21 full-page plates. Original cloth, title in gilt on the front cover; binding worn on the spine and a bit rubbed on both boards, plates in excellent condition.

First edition. From the preface: "The following plates represent the appearance of variola at different stages of the eruption. The first sixteen pictures show its appearance on the same patient, from the third to the fourteenth day, when it began to disappear. The patient entered the hospital on the ninth day of October 1881, and remained until the second day of November following, when he was discharged well. The remaining plates are of patients in the same hospital, and all were under the professional care of the City Physicians of Boston."

Powers, along with his wife Mary Powers, served as Superintendents of the small-pox hospital in Boston which first opened in 1856.

\$ 300.00





12th Day. Copyrighted by S.A. Powers.



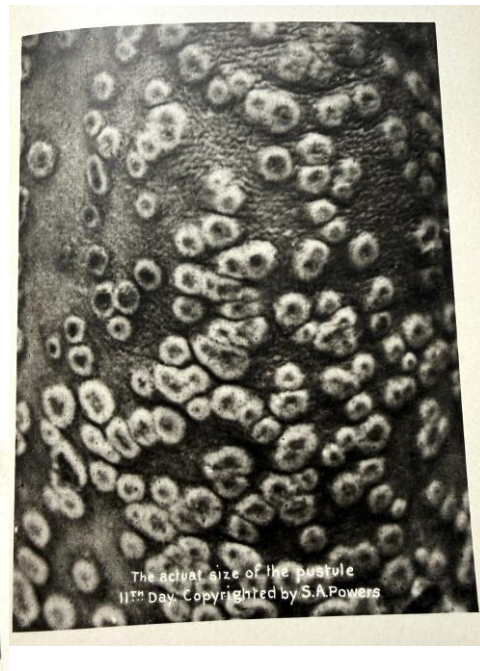
6th Day.
Copyrighted by S.A. Powers



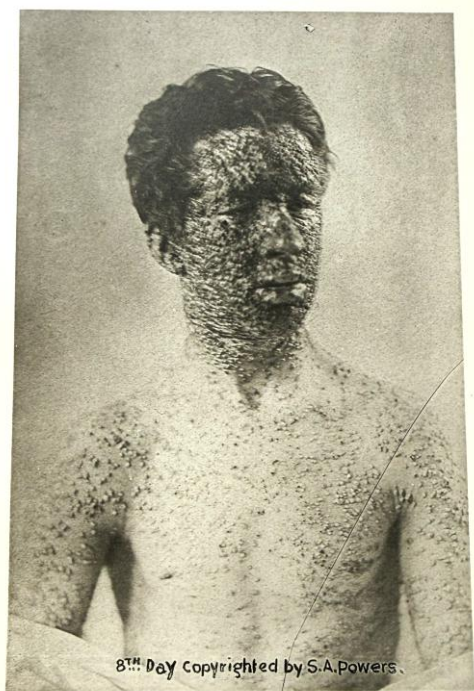
9th Day. Copyrighted by S.A. Powers



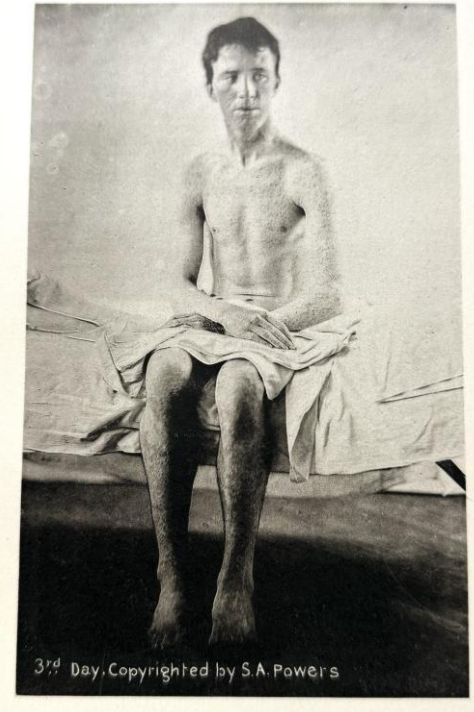
11th Day. Copyrighted by S.A. Powers.



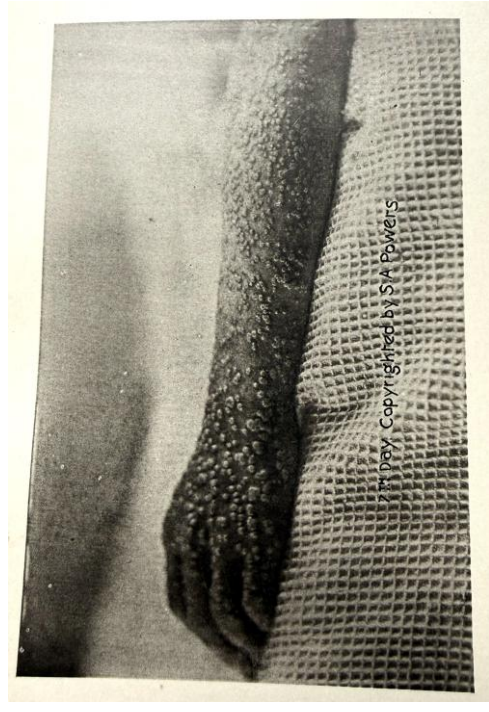
The actual size of the pustule
11th Day. Copyrighted by S.A. Powers



8th Day Copyrighted by S.A. Powers.



3rd Day. Copyrighted by S.A. Powers



11th Day. Copyrighted by S.A. Powers



7th Day.
Copyrighted
by S.A. Powers.

**THE FIRST TREATISE ON ELECTRO-ACUPUNCTURE
WITH A DETAILED TREATISE ON JAPANESE MEDICINE
AND THE USE OF MOXA**

30. SARLANDIÈRE, Jean-Baptiste

Mémoires sur l'électro-puncture, considérée comme moyen nouveau de traiter efficacement la goutte, les rhumatismes et les affections nerveuses, et sur l'emploi du moxa japonais en France; suivis d'un traité de l'acupuncture et du moxa: principaux moyens curatifs chez les peuples de la Chine, de la Corée et du Japon: ornés de figures japonaises. Paris: chez l'auteur, 1825. 8vo. [iv], iv, 150, [2] pp., including index, plus 16-page publisher's catalogue. With 2 folding plates representing the vital points for acupuncture. Later stiff cardboard binding.

First and only edition of the first treatise on electrical acupuncture. Unlike Oriental acupuncture, the needle was not the primary agent of treatment but simply acted as a conductor to apply the electricity subcutaneously. Electro-acupuncture could be used to increase stimulation of the acupuncture points, having a greater effect on the nervous system; electro-acupuncture largely works through creating neuronal signals between the peripheral and central nervous systems in the body. Sarlandière achieved notable success with electro-acupuncture in treating respiratory and rheumatic disorders, as well as some forms of paralysis. His technique was soon adopted in French hospitals.

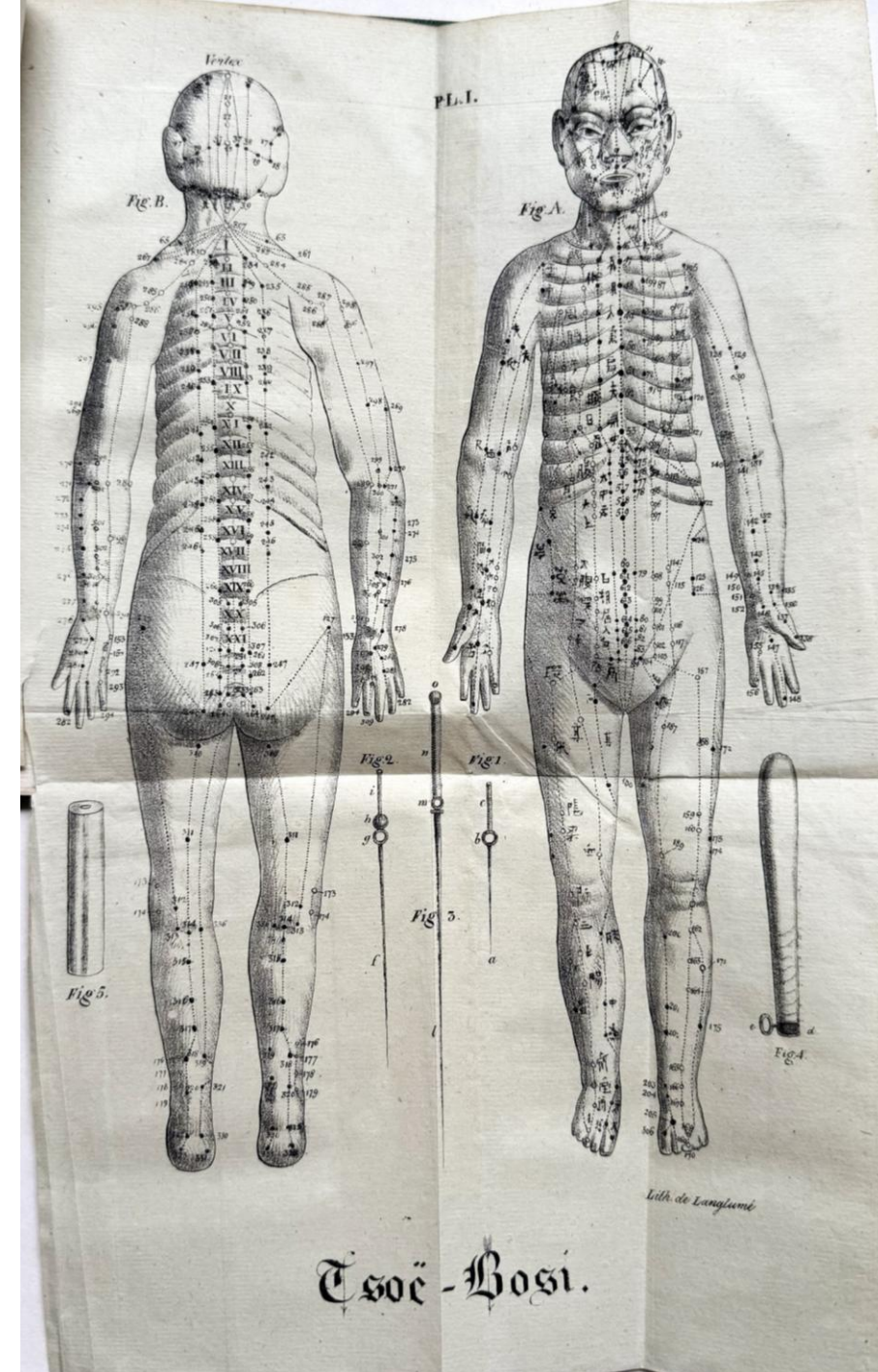
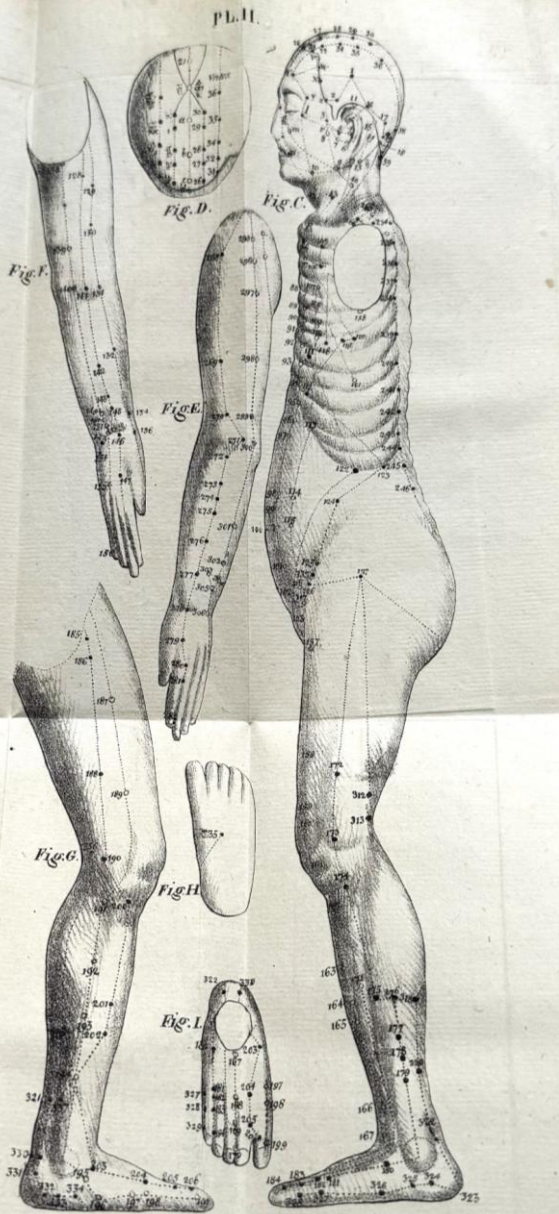
The second part of the book treats the use of Japanese moxa as a therapeutic agent. The term Moxa refers to a practice of an absolutely original and unknown therapeutic technique in the West until a few decades ago, the Moxibustion, a method of burning mugwort sticks or cones to warm acupuncture points and balance qi and blood in order to obtain the resolution of a pathological event.

The treatise ends with the translation from a Chinese manuscript of a treatise on acupuncture, illustrated by two large Japanese anatomical plates, but with Chinese nomenclature, showing its application, which he owed to the famous orientalist Klaproth.

Garrison-Morton 6374.16.

\$ 5500.00

Tsoë-Hosi.



Tsoë-Hosi.

MEDICAL ODDITIES IN POPULAR CULTURE

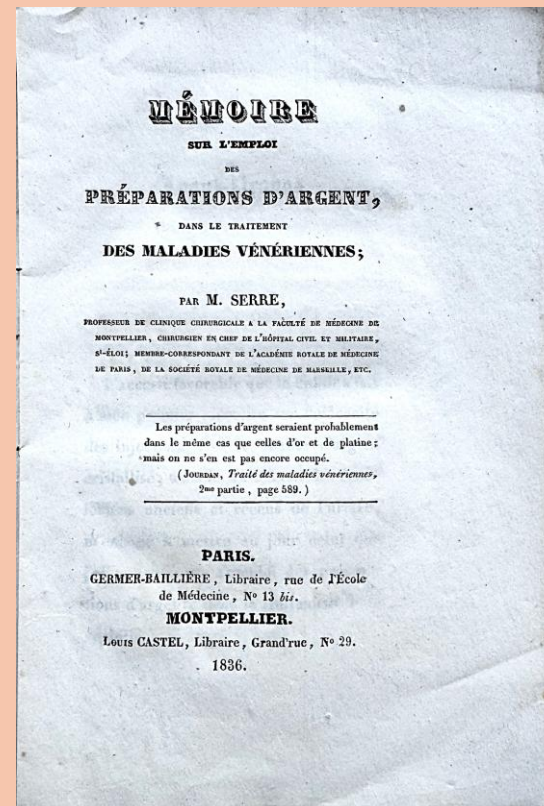
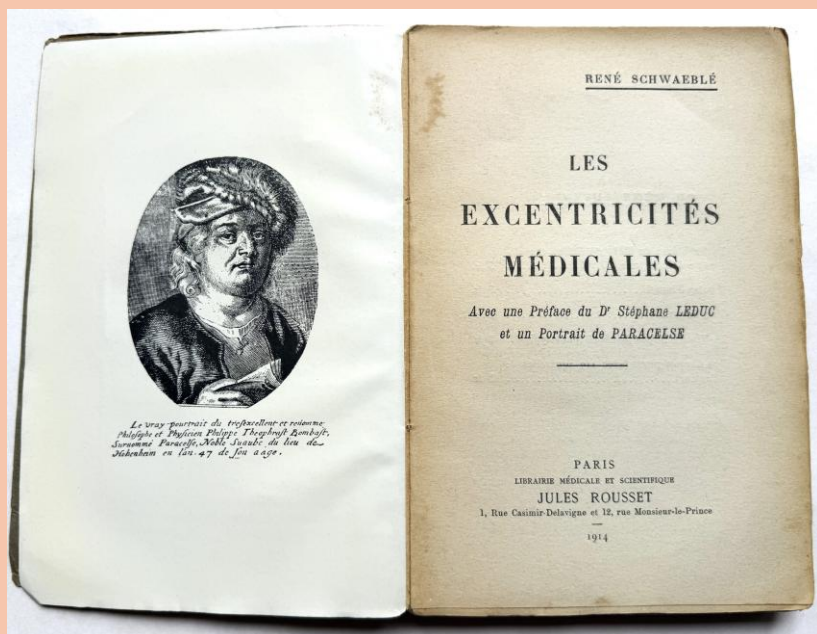
31. SCHWAEBLÉ, René

Les excentricités médicales. Paris: Jules Rousset, 1914. 8vo. 156, [1] pp. Frontispiece portrait of Paracelsus, engraved text illustration. Original blue printed wrappers. An excellent copy.

Only edition, an historical compendium of medical oddities in popular culture. The text addresses the Paracelsian homunculus, possession, hysteria, clairvoyance, animal magnetism, and occult healing, with case studies and bibliographic references. While the author employs no scientific method to prove or disprove the veracity of these cases, he invites the reader to consider medical advances in the framework of the fantastical. For example, skin and organs grafted onto an unrelated body tend to accept the host and grow, not unlike a homunculus. Furthermore, it is not uncommon to leave several eggs in one place and come back to find one fewer, and who is to say that the lost egg did not spontaneously become a tiny human and wander off?

Schwaebélé (1873-1922) was a French author of primarily fiction. He had no medical training, which is probably why he employed Dr. Stéphane Leduc of the Nantes medical school to write the preface.

OCLC locates 2 copies in America (Johns Hopkins and NLM). \$ 750.00



INNOVATIVE TREATMENT OF VENEREAL DISEASE

32. SERRE, Michel

Mémoire sur l'emploi des préparations d'argent, dans le traitement des maladies vénériennes. Paris: Germer-Baillière 1836. 8vo. 86, [2] pp. Original printed wrappers (spine split but holding). Uncut and partially unopened. Authorial presentation inscription on the front panel. A good copy in original condition.

First edition of this pharmacological treatment of silver as a curative agent for venereal disease. The first chapter describes the preparation of silver on its own and with other chemicals for medicinal use, and the second contains instructions for administering and dosage suggestions. The rest of the book contains 25 case studies and general observations.

OCLC locates 3 copies in America (Harvard, Johns Hopkins, Minnesota).

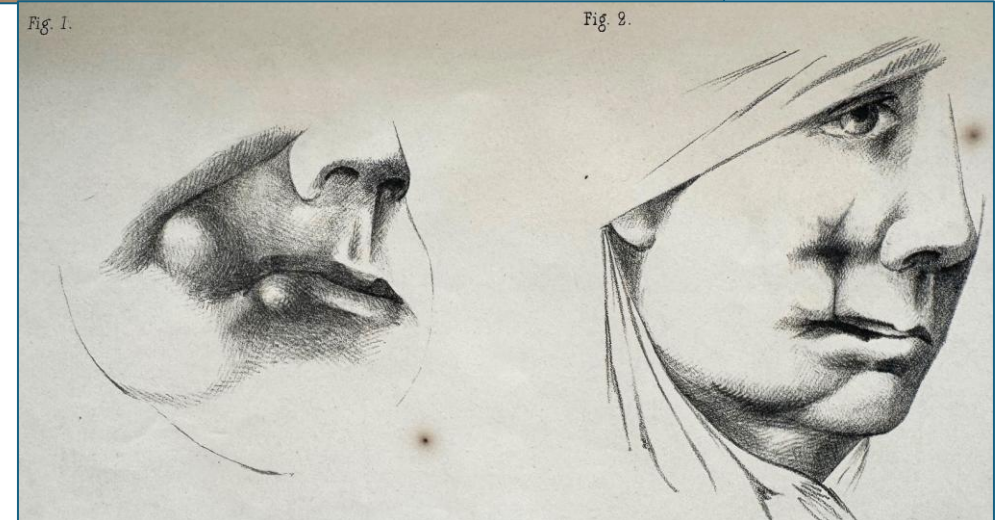


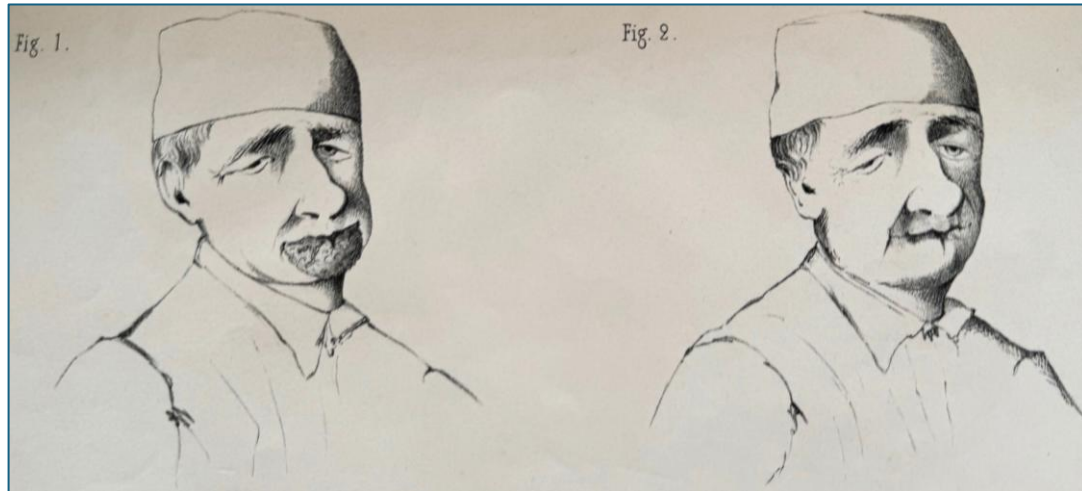
\$ 650.00

33. SERRE, Saint-Hubert

Considérations sur l'autoplastie en general et sur l'autoplastie labiale en particular. Montpellier: Ricateau, Hamelin, & Co., 1871. 4to. 107 pp. With 4 full-page lithographed plates. Original wrappers bound into recent boards. In excellent condition.

Only edition of this rare thesis on skin grafting, particularly the face and lips. The author, a Montpellier surgeon, begins with a historical overview of the autoplasmic process dating back to the 15th century, pointing out that while skin grafting on the face be required by medical emergency, a patient's dissatisfaction with his/her appearance is also a valid reason to undergo the surgery. He then describes cheiloplasty, or cosmetic surgery to reconstruct the lips and different doctors' approaches to the procedure, with 11 case studies of specific surgeries (4 illustrated).

\$ 2500.00



ANATOMICAL FLAP BOOK REVEALING EFFECTS OF DRUGS AND ALCOHOL

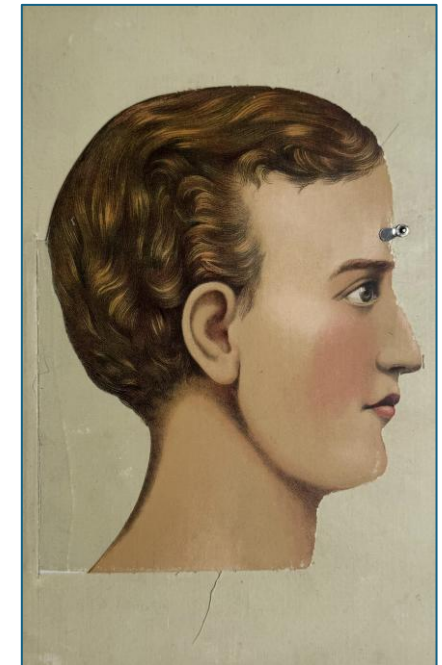
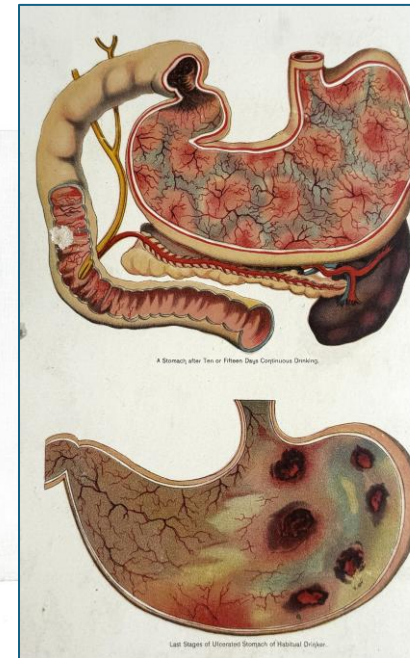
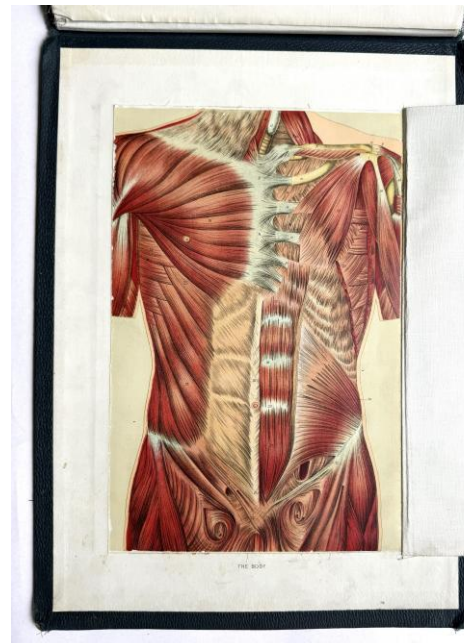
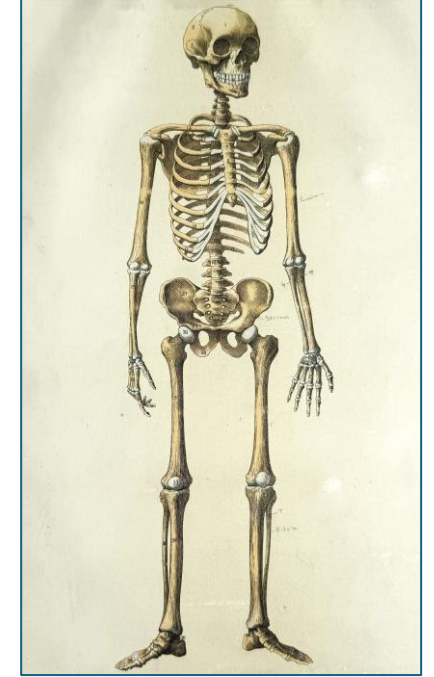
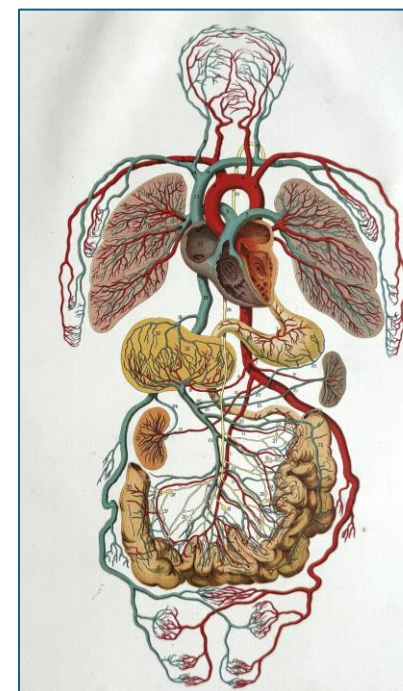

35. [YAGGY, Levi Walter]

Yaggy's anatomical portfolio presenting the skeleton, muscles, arteries, veins and nerves, also superior manikins lithographed of the body, head, eye, ear, arm and leg ... In addition there are plates illustrating blood formation, its purification and circulation, and the effects of tobacco, alcohol and morphine on the human system. Chicago: Western Publishing House, 1894. Folio. With 14 pages of chromolithographed fold-out sections and superimposed overlays, all separately attached to the lining paper of the boards. Publisher's green pebbled cloth with ties; boards a bit rubbed with some wear. Overall an excellent copy.

First and only edition of this anatomical manikin. The work presents the skeleton, musculature, arteries, veins, nerves, organs of sense, and other bodily systems in successive layers that could be lifted by hand. The major difference between this anatomical manikin and others of the time period is the temperance-related plates showing the effects of drugs and alcohol on the body. The portfolio was intended primarily for classroom instruction rather than for physicians, and it became especially popular in schools, seminaries, and normal colleges following its publication.

Yaggy (1848-1912) founded the Western Publishing House in 1874. As a publisher, Yaggy's company specialized in materials for teachers. His works combined chromolithography, movable flaps, and layered "manikin" plates in order to make scientific subjects visually comprehensible to students before widespread projection technology or modern textbooks. His maps came in a kit and were each substantial in size. An unfortunate part of his work is the propagation of the racist idea that temperate zones and their people favor superior cultural development over tropical zones and their people.

OCLC locates 3 copies (Prior Health Sciences, Penn State, Toronto). \$ 1450.00





Rootenberg Rare Books & Manuscripts

(818) 788-7765

blroot@rootenbergbooks.com

www.rootenbergbooks.com

[@rootenbergbooks](#)

PO Box 5049 Sherman Oaks, California 91403

PO Box 51072 Durham, NC 27717

**BE SURE TO CHECK OUT SOME OF OUR LATEST
CATALOGUES...**

[New York](#)

[San Francisco](#)

[Philosophy](#)

[Holiday](#)